

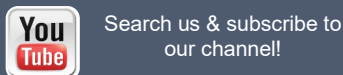
Forage Facts

Published by the Peace Country Beef & Forage Association

April 2018. Volume 14, Issue 159.



Follow Us!



Stay up-to-date with all PCBFA's activities!

Grazing Systems 101

By: Codie Yasieniuk

There are many different grazing systems that can be tailored to your operation. Grazing schedules can be decided by taking your personal timetable, amount of pasture you have available, size of your herd, and herd health into consideration.

Below are some brief explanations of different systems, so you can select which is best for you!

Continuous grazing is the most widely used strategy of grazing. Cattle are left to graze through the season, on a pasture large enough to support the herd. The movement of the herd allows recently grazed areas of the pasture to have rest before the herd returns to the same spot. The problem with continuous grazing is that it usually does not provide enough time for the vegetation to recuperate between grazes. If the forage is not given enough time to regenerate its energy storage and growth, the yield will be much lower each time the cattle return.

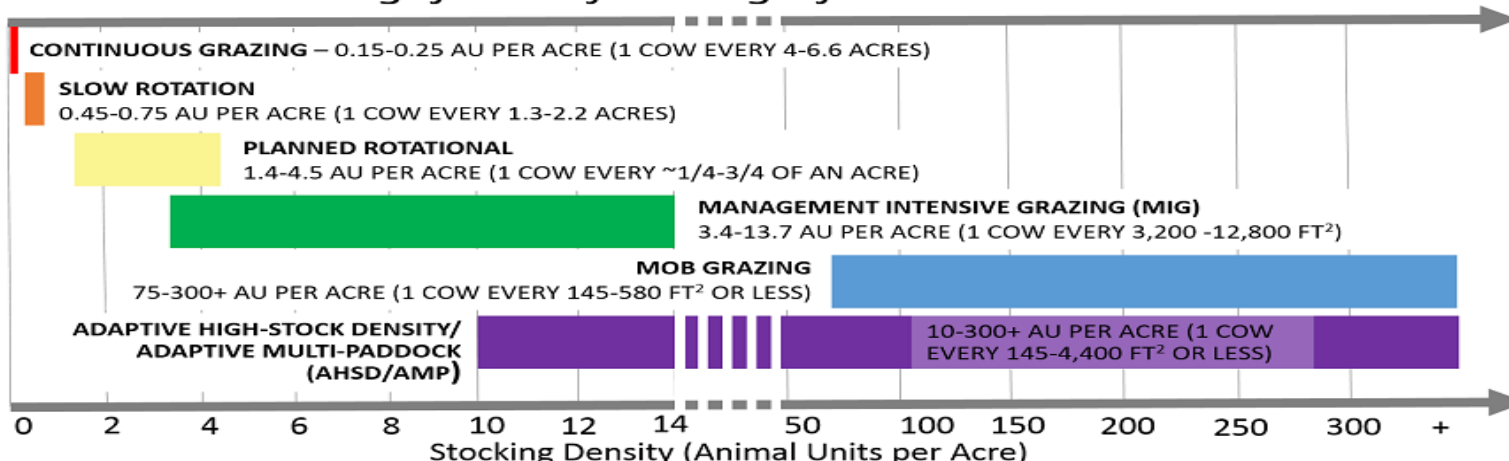
Slow rotation grazing uses less land mass than continuous grazing and is less labour intensive than other systems. Cattle are usually passed between pastures, after visual inspection of the health of the forage. Slow rotation is a step in the right direction—it puts an end to continuous grazing and allows vegetation the chance to regrow. There are other systems that may be more beneficial for you though!

Planned rotational grazing is just that—planned! A large pasture is usually separated into halves or quarters, and the herd is passed through the sections on a schedule. Again, this system is a step in the right direction but it doesn't fully utilize the potential that rotational grazing holds—there is more to be gained with a more intricate grazing plan.

Management Intensive Grazing uses even less land per animal than the previous strategies. This form of grazing takes the differently timed growth stages of your specific pasture into account.

CONTINUED ON THE NEXT PAGE

Grazing Systems by How Tightly Packed the Animals Are



*Stocking Density calculated assuming 2 ton per acre dry matter (DM) forage production and that 1 animal unit (au) is 1000 lbs.

Mob Grazing is becoming more popular. This strategy replicates the grazing patterns of bison herds roaming the plains. The constant movement of the animals allows plenty of time for the pasture to grow back, and creates a healthy ecosystem through manure distribution and feeding dispersion.

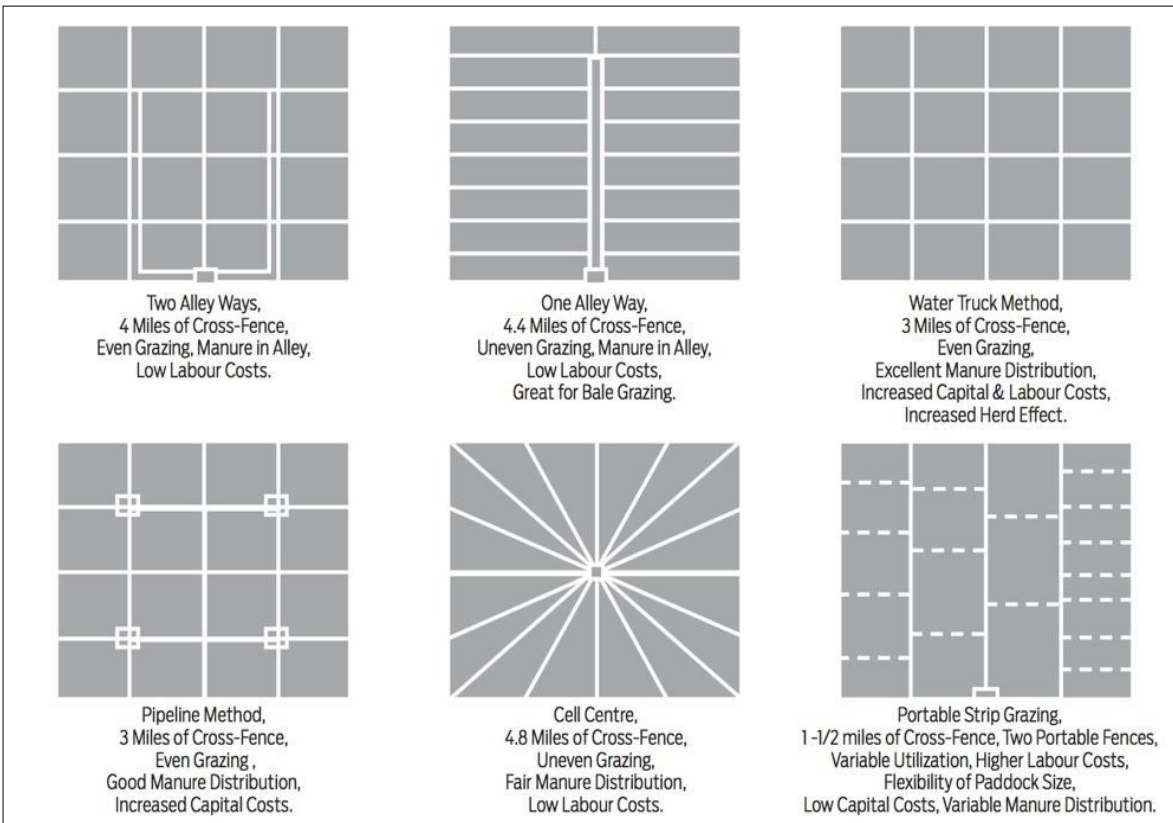
Mob grazing can become very time consuming though, as the livestock are usually kept in a large group and moved through a large pasture. Moving smaller bunches of animals through smaller pastures is not related to this technique. Mob grazing is all about wide open spaces, large herds, and seemingly constant movement.

Now, **Adaptive High Stock Density/ Adaptive Multi-Paddock Grazing** is in a league of its own. This grazing system really wrings out every last drop of forage utilization, while carefully planning the grazing timing to ensure the pasture renews itself. Hard hitting grazing with fast regrowth. Below are

different cell designs to consider if Adaptive High Stock Density Grazing is on your horizon. A couple things to remember though— cell grazing is very time consuming, and cell design can be difficult. Allowing the herd constant access to water can be a hassle to coordinate with such fast movements, and small grazing areas.

As ranchers, we're all short on time. 'There's a lot to do, but only so many hours in the day to do it!' ... That's why rotational grazing is worth a good look.

Though it takes time to make sure your grazing system succeeds and it may seem like a waste, it can improve your bottom line, herd health and land quality. You need to look at your time as an investment that— when used properly— can push your operation past its current plateau. Make your time work for you NOT against you!



<https://www.canadiancattlemen.ca/2015/06/11/six-cell-design-strategies-for-pasture-cattle/>

Thank you to the PCBFA Board of Directors

Jordan Barnfield
Preston Basnett
John Prinse
Nancy VanHerk
Faron Steffen
Thomas Claydon
Kirk Cowell
Robbie Hale
Allan McLachlan
Kelvin Krahn

Have Project or Workshop Ideas?

We are always looking for ideas! Give us a call!

PCBFA Member Perks

- Two Free Feed Tests/Year
- Ration Balancing Assistance
- Growing Forward 2 Assistance
- Environmental Farm Plans
- Scale & Tag Reader available for member use
- Soil & Livestock Water Quality Testing

Thank-You to our Municipal Partners

MD of Fairview
MD of Peace
Clear Hills County
Saddle Hills County
MD of Spirit River
Birch Hills County
MD of Greenview
Big Lakes County
County of Grande Prairie
Northern Sunrise County

Introducing A New PCBFA Director

Allan McLachlan

'My name is Allan McLachlan and I farm with my mom and sister in Dunvegan just southwest of Fairview. My parents have been members of PCBFA since the early 90's and I have been a member for about five years now. We raise angus cross cattle and are calving around 170 this year. We also buy calves in the fall and background 400-500 each year. My wife Stephanie and I have two children, McKinley (4) and Heston (2). We are trying to farm for our children and have switched our focus to soil health and getting away from synthetic fertilizers. We will be planting our third cover crop this spring and it is



amazing the change that we have already seen. We have a small land base without a lot of opportunity to expand and cover crops are our way to get the most out of our land for the lowest cost while building the land back for the next generation. I joined the board this year because I believe in the work the forage association is doing and I want to help it move forward. I serve and have served on numerous boards and I believe that experience will help me with this board as well. I am looking forward to seeing what the future has in store for the PCBFA.'

“Conservation will ultimately boil down to rewarding the private landowner who conserves the public interest.”

-Aldo Leopold, 1934

ALUS seeks new participants for 2018!

Are you a farmer or rancher with some marginal or ecologically sensitive acres? ALUS can help you establish wetlands, native prairie, pollinator habitat and other projects on your land.

Even better, ALUS pays you annually to keep these projects in prime working order.

Your ALUS projects will produce cleaner air, cleaner water and more biodiversity, benefiting both your farm and your community.

Across Canada, more than 700 agricultural producers have already enrolled over 18,000 acres in the ALUS program.

Join us!

ALUS.ca



For more information, contact your ALUS Program Coordinator:

Becky Devaleriola
Northern Sunrise County
T: 780 322-3831
E: ALUS@northernsunrise.net



NORTHERN SUNRISE COUNTY



Upcoming Events

Clear Hills Ag Trade Show April 14th Hines Creek

**Hemp In The Peace:
Info Session** April 17th Triangle Hall, High Prairie

**ABP Pasture Rejuvenation
Project Field Day** June (Date TBA) Wanham PGR

**Grazing Management To
Improve Soil Health** June (Date TBA) TBA

PCBFA Field Day July (Date TBA) Research Farm
Fairview

For more information or to register for any of these great events, please visit our website, call the Fairview office at 780-835-6799 or email info@pcbfa.ca

Thank You to our
Corporate Sponsors



PCBFA receives funding
from the Government of
Alberta



Contact Us

Liisa Vihvelin
Manager
Grande Prairie, AB
780-523-0443
liisa@pcbfa.ca

Akim Omokanye
Research Coordinator
Fairview, AB
780-835-6799
780-835-1112
akim@pcbfa.ca

Codie lee Yasieniuk
Environmental and
Communications Coordinator
Fairview, AB
780-835-6799
780-772-0277
codielee@pcbfa.ca

Monika Benoit
Extension Program
Coordinator
High Prairie, AB
780-523-4033
monika@pcbfa.ca

Marianne Krahn
Admin Assistant
High Prairie, AB
780-523-4033
marianne@pcbfa.ca